


Alabama State Port Authority

Port Update


Mobile Area Chamber of Commerce
International Trade Series
March 7, 2013



Alabama State Port Authority

- A State Agency Representing the Public Marine Terminals at the 12th Largest U.S. Port in Total Trade*
- Public Terminals Consist of:
 - ✓ Over 4,000 acres & 41 Berths Port-wide
 - ✓ Warehouses, Yards, Rolling Stock, Lift and Conveyance Equipment, Mechanical and Electrical Systems, Railroad, Security Systems, Information Technology Systems, Office Automation
- FY2013 - \$147+ Million in Revenues Handling Over 25 Million Tons of Cargo
- Leading Exports – Coal, Forest Products, Steel, Grain and Poultry

* USACE Waterborne Commerce Statistics



Lower Harbor
Serving Larger Ships
Containers / Steel / Coal

Intermodal Investments

Upper Harbor
Metals / Forest Products
Frozen Poultry / Grain / Coal

5 National Railroads
3 Short Line Railroads
Interstates



Automobile Terminal - \$54M
Theodore Ship Channel

Container Terminal
Phase II - \$68 M

Choctaw Point ICTF Phase I
Site Prep, Rail Bridge, Facility - \$36M

Choctaw Point Logistics Park - \$110M

New Steel Warehouse - \$36M

ASPA Five Year Capital Program - \$467 Million
Priorities for 2013-2018



New Steel Warehouse Underway

- Complements \$18 Million in Recent and Ongoing Investments for Iron/Steel Shippers
- Serves High Growth in Steel Products
 - Hysco
 - Nucor
 - Outokumpu NA
 - POSCO
 - Severstal
 - SSAB
 - AM/NS Calvert
- Public/Private Venture with Alabama Steel Terminals, LLC




APM Terminals Mobile

Choctaw Point Complex

ICTF

Logistics Park





APM Terminals Mobile

- 2 Post-Panamax Cranes (4 More Planned)
- 2,000 Feet of Berth at 45-Foot Draft
- Weekly Carrier Service on Major Trade Lanes
Maersk / CMA CGM / MSC / ZIM
HMM / APL / CSCL






APM Terminals Mobile Phase II



- \$68 Million Project
- Adds an Additional 40 Acres
- Expands Capacity to 600,000 TEU




Intermodal Container Transfer Facility

TIGER GRANT

- Phase I - \$36 Million
- 20 Acres Under Phase I
- Two Support Tracks and One Run-Around Track Totaling 12,000 ft. Linear Ft. of Track
- 1,225 Linear Ft. Rail Bridge
- Handles Three Unit Trains per Day
- Adjacent Paved and Lighted Staging Areas
- Phase I Construction Underway – Completion in 2015
- 80 - acre Facility at Full Build-out Handling About 250,000 TEU Annually






Future Ro/Ro Terminal

- Greenfield Project Located on Theodore Ship Channel
- Highway / Rail Served
- Phased Construction
 - ✓ Phase I: Ship Berth with ~ 100 Acres
 - ✓ Phase II: ~ 250 Additional Acres
- Market Study Complete
- Preliminary Engineering Underway





Alabama State Port Authority

Thank You!

Judith Adams
241-441-7003 / jadams@asdd.com
www.asdd.com